

A Level History

Welcome to A Level History. We are looking forward to teaching you these fascinating topics from September and have designed bridging work that will prepare you for the start of the course.

Your A-Level Course has four different components:

1. Paper 1: USA (30%) – Year 12
2. Paper 2: South Africa (20%) – Year 12
3. Paper 3: Empire (30%) – Year 13
4. Coursework (20%) – Year 13

Please find below the bridging work that all students must complete before the course starts. [Paper 1](#) p1-6 and [Paper 2](#) p7-13

Paper 1: In Search of the American Dream: The USA c.1917-96

Task 1: American History

Choose **one** of the topics from the list below. Use the question to help research the topic. From your research either:

- Produce an infographic like this <https://www.britannica.com/study/atomic-bombing-of-hiroshima> (Canva <https://www.canva.com/create/infographics/> is good for this) **or**
- Produce a one-page A4 summary that can be given as a handout

Choose **one** of these 10 topics for task 1:

1. **Migration and settlement** - Historians estimate that the first settlers on the continent we now call America arrived about 12,000 years ago. Who were they, how did they get there and who are their descendants?
2. **European 'discovery' of America** - Who were the first Europeans to 'discover' America (at least two different claims)? When did this happen and with what consequences?
3. **Pilgrim Fathers** - Who were the Pilgrim Fathers? Where did they come from, why did they leave and where did they settle?

4. **Slavery** - What strategies did enslaved people employ to resist, revolt, and sustain their own independent communities and cultures?
5. **American Revolution** - How did the colonists manage to triumph in their battle for independence despite Great Britain's military might?
6. **Declaration of Independence** - In what ways does the United States Constitution manifest the principles of both republican and democratic forms of government? In what ways does it deviate from those principles?
7. **Manifest Destiny** - Describe the philosophy of Manifest Destiny. What effect did it have on Americans' westward migration? How might the different groups that migrated have sought to apply this philosophy to their individual circumstances?
8. **Civil War** - Why did the North prevail in the Civil War? What might have turned the tide of the war *against* the North?
9. **Gilded Age** - How does the term "Gilded Age" characterize American society in the late nineteenth century? In what ways is this characterization accurate or inaccurate?
10. **Foreign Policy** - Describe the United States' movement from isolationism to expansion-mindedness in the final decades of the nineteenth century. What ideas and philosophies underpinned this transformation?

Task 2: The structure of the US government

- Read through the information on the structure of the US government below.
- Create an annotated diagram that **explains** how the US government works. Ensure that your annotations are detailed, showing the relationship between and powers of the sections of the government.

For further information, use the following interactive guide (this is a few years old!):

http://news.bbc.co.uk/1/shared/spl/hi/americas/04/us_election/govt_system/html/introduction.stm

The United States is a republic, which means that the people hold the power and they elect representatives to decide what to do with it. It is also a federal country, meaning that powers are divided between central government and those in the individual states. Although these powers have changed over time, the US constitution originally only gave certain powers to the federal government. Many government services are still the responsibility of state governments. Each state elects a governor and politicians to sit in the Senate and House of Representatives - the two chambers of the legislature.

Key points

- The framers of the US Constitution structured government so that the three branches of government have separate powers. The branches must both cooperate and compete to enact policy.
- Each of the branches has the power to check the other two, which ensures that no one branch can become too powerful and that government as a whole is constrained.
- This structure ensures that the people's will is represented by allowing citizens multiple access points to influence public policy, and removing officials who abuse their power.

The structure of US government: separation of powers

By the late 1780s, it had become clear that the first governmental system of the United States, the Articles of Confederation, wasn't working. The central government under the Articles lacked a strong executive and a method for resolving disputes at the national level.

But adding a strong executive branch to the US government might pose the opposite problem. Would an executive, wielding the power of the army, become too powerful? Would a federal government with more power overall soon become tyrannical?

At the Constitutional Convention, the Framers debated these issues. Their ultimate solution was to **separate** the powers of government among three branches—legislative, executive, and judicial—so that each branch had to cooperate with the others in order to accomplish policymaking goals. For example, although the executive branch commands the military, only the legislative branch can declare war and make funds available to pay and provision the army. Therefore, both the legislative branch (Congress) and the executive branch (the president) must consent for the United States to go to war.

Accordingly, each branch of government has unique powers. As the branch most responsive to the will of the people (who elect its members), Congress has the power to pass laws, declare war, ratify treaties, and levy taxes. The executive branch conducts foreign affairs and commands the armed forces. The judicial branch interprets the laws of Congress and the actions of the President to determine whether they are constitutional.

Powers of the branches of government



Legislative branch	Executive branch	Judicial branch
Pass laws	Veto legislation	Declare laws unconstitutional
Declare war	Command armed forces	Hear cases on federal law
Impeach president and judges	Grant pardons	Preside over impeachment trials
Approve presidential appointments	Appoint judges, ambassadors, department heads	Declare presidential acts unconstitutional
Ratify treaties	Conduct foreign affairs and negotiate treaties	
Levy taxes		
Establish number of Supreme Court justices		
Regulate Supreme Court's jurisdiction		

The structure of US government: checks and balances

In addition to separating powers among the branches, the Framers gave each branch the power to **check**, or stop, the actions of the other two branches in meaningful ways. For example, the president has the power to **veto**, or reject, laws made by Congress. But Congress can **balance** out that power in its turn by overriding the president's veto with a two-thirds vote.

This system of **checks and balances** keeps each branch of government from overstepping its bounds, and consequently, the federal government itself from becoming too powerful.

The structure of US government: Local, state and federal government:

The USA has 3 major layers of government: local, state and federal. The various **local** governments around the country deal with local issues like managing schools, parks and rubbish collection. In 2012 there were over 89,000 different local governments across the USA. Each US **state** has its own government as well, and these are much more powerful. They can raise or lower taxes and create new state laws. Each state is run by a Governor. The **federal** government manages the whole country, sets national laws and deals with international affairs.

Federal Government

Federal power is divided into three separate branches of government - the president and his cabinet (the Executive), the two chambers of the US Congress (the Legislature) and the courts (Judiciary).

The president's main function is to enforce the law by running the federal government. He also proposes laws and the annual budget to Congress, is commander-in-chief of the US armed forces, and is broadly responsible for foreign policy. He can also veto bills passed in the Congress, although that veto can be overridden if two-thirds of the Congress vote against it. The president is elected every four years but cannot serve more than two terms. His cabinet members are not elected and are not normally members of Congress. They have to leave Congress to join the cabinet.

The Congress is responsible for passing laws and the budget. It has two chambers - the Senate and the House of Representatives. The two chambers share the power to declare war, while the Senate must approve treaties agreed to by the president. Senators must also approve the appointment of judges and many government officials. Every state has two senators, but the number of members of the House depends on the population. For example, a state like Wyoming with a small population has two senators and just one member

of the House, while a state like California with a huge population still has two senators, but 43 members of the House. In total there are 100 Senators and 435 members of the House of Representatives.

The third part of government is the courts system - known as the **Judiciary**. The Supreme Court has nine judges who decide whether laws passed are in line with the constitution. The judges are nominated by the president and have to be approved by the Senate. They are extremely powerful positions. The judges are appointed for life, so a vacancy can only arise through the death, resignation, retirement, or impeachment of a sitting judge.

Task 3: Wider Engagement

Read: An interesting article on the state of The American Dream, a concept you will need to be very familiar with <https://www.bushcenter.org/catalyst/state-of-the-american-dream/churchwell-history-of-the-american-dream>

Watch: Part one of a 15 part documentary charting the rise of America as a superpower in the 20th century <https://www.youtube.com/watch?v=dssfiPirT2U>

Listen: A 15 minute podcast on America's entry into World War One <https://15minutehistory.org/podcast/episode-12-americas-entry-in-to-world-war-i/>

If you have any questions about the USA work, please speak to Mr Scott.

Paper 2: South Africa 1948-94: from apartheid state to 'rainbow nation'

Task 1: Written Task

- Please read through ALL the information from the textbook at the end of this booklet (p9-13).
- Complete ALL tasks on a separate sheet of lined paper.

This content covers life in South Africa prior to 1948. This contextual background information will enable you to understand the background to the apartheid state which we will study in September.

Task 2: Wider engagement Task

Please watch, listen to, or read at least ONE of the following before starting the A Level History Course in September.

Films

If you have a subscription to Sky or Netflix at home, it is worth checking if these are showing on there before paying to view these films.

1. Cry Freedom (1987) starring Denzel Washington - Available to buy on Amazon Prime Video
2. Mandela: Long Walk to Freedom (2013) Starring Idris Elba - Available to buy on YouTube OR buy/rent on Amazon Prime Video
3. Invictus (2010) Starring Morgan Freeman - Available to buy on Amazon Prime Video
4. Escape from Pretoria (2020) Starring Daniel Radcliffe - Available on Amazon or Sky Movies

Podcasts

Some of these podcasts are available directly from websites so you do not need Apple Podcast or Spotify accounts to access them.

1. 'History of Apartheid' by Anti-Apartheid legacy.

This podcast has been designed around the Edexcel A-level history exam specifications.

<https://antiapartheidlegacy.org.uk/resources/podcasts/history-apartheid-podcasts/#:~:text=The%20'History%20of%20Apartheid'%20podcast,through%20conversations%20with%20leading%20historians.>

2. Apartheid: everything you wanted to know History Extra podcast

3. A History of Apartheid in South Africa (7 part series) The British Anti –Apartheid movement

<https://www.aamarchives.org/resources/news-events/new-podcast-series-a-history-of-apartheid-in-south-africa.html>

Books

1. Trevor Noah: Born a Crime (2016) - Free pdf copy via this link below: <https://pursuitofdiversity.wordpress.com/wp-content/uploads/2018/06/born-a-crime-trevor-noah.pdf>

2. Mandela : Long Walk to Freedom (2013) - Available in our school library!

3. Donald Woods, Biko (1996) - Amazon – check to see if used copies are cheaper before adding to your cart!

Useful Websites

1. Apartheid Museum <https://www.apartheidmuseum.org/>

2. South Africa: Overcoming Apartheid <https://overcomingapartheid.msu.edu/unit.php?id=65-24E-2>

3. Apartheid 101 Thoughtco. <https://www.thoughtco.com/apartheid-101-overview-43438>

If you have any questions about the A Level History South Africa course, please speak to Mrs Ashraf.

See you in September. Until then, Amandla! Mrs Ashraf

How did white rule before 1948 affect black South Africans?

THE BRITISH HAD said that one reason why they were fighting the Boers in the South African War was to protect the rights of black people. Black South Africans welcomed the British victory in 1902. They were to be sorely disappointed.

South Africa was now part of the British Empire and decisions were taken in London or by the British High Commissioner in South Africa. Yet the Union of South Africa, formed in 1910, set up a government elected almost entirely by whites. A few thousand better-off Coloureds in the Cape still had the right to vote, but even they lost this right in 1956. Africans and Indians had no voting rights at all. A deputation of South Africans of mixed races went to London in 1909, while union was being discussed, to plead for voting rights for all. No one in London took any notice. Why did the British do this?

Some British felt guilty about the war against the Boers. Furthermore, South Africa's tremendous wealth was now in the British Empire. The British decided to hold out the olive branch to their ex-enemies to keep the country united. The 'alliance of gold and maize', that is, the business interests of the mine-owners and the big farmers, overcame the principles the British had proclaimed as their reason for fighting the war.

In the First World War many black Africans fought for Britain; 5,635 of them died. Another deputation went to Britain in 1919 to ask for an improvement in their civil rights, but they were again ignored.



SOURCE 1 The South African deputation to Britain, 1909. There were blacks, Coloureds, and one white MP. They went to try to persuade the British government to introduce full democratic rights for all South Africans



SOURCE 2 The Union Flag of South Africa, 1910

TASK

Not being able to vote and having no say in government decisions left black South Africans in a very weak position. What happened to them shows just how important the vote is in any society. We are going to look at how they lost out in three important areas: **land, housing and jobs**. As you work through this investigation, complete a copy of the table below.

	Land	Housing	Jobs
How did the law separate blacks and whites?			
In what ways were they treated separately?			
In what ways were they treated unequally?			
Was South Africa already segregated in this area by 1948?			

Land

At the beginning of the twentieth century, seven out of eight black South Africans lived in rural areas. Many were successful small farmers. The growth of towns and cities and the rising population meant that there was a good market for the food they produced. Black Africans often farmed more successfully than Afrikaners. One reason for this was that they simply had more labour: it was part of the African tradition for women to work on the land, while Afrikaner women did not. Many blacks also farmed as share-croppers, a system in which the share-cropper gave part of his crop (usually half) to the white landowners in return for the land he used.

HOW DID WHITE RULE BEFORE 1948 AFFECT BLACK SOUTH AFRICANS?



SOURCE 5 A successful farmstead run by black Africans

Africans were very reluctant to give up farming, but the mine-owners and farmers wanted their labour, in the mines and on the land. So the 'alliance of gold and maize' got the white government to pass the Natives Land Act of 1913. According to this Act:

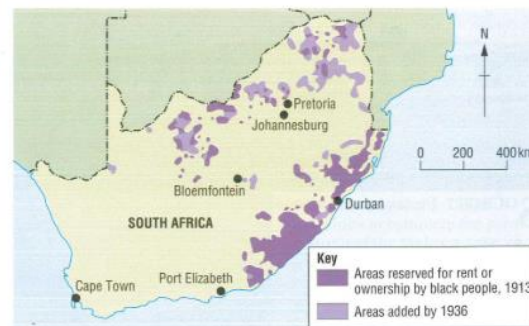
- blacks could not own or rent land except in the black RESERVATIONS. These made up only 7 per cent of the land, although the area was extended to 15 per cent by the 1936 Natives Land Act (see Source 6). They were far away from towns and cities
- share-cropping was banned. Blacks could only occupy white-owned land if they worked for the farmer.

SOURCE 3 A comment made by a British visitor to South Africa in 1910

“ Man for man, the kaffir [a white term for black Africans] is a better farmer than the European; more careful of their animals, cultivating a larger area of land, working themselves more industriously. ”

SOURCE 4 An old Sotho woman, Nkono Mma-Pooe, was recorded in 1983 talking about her early life. Here, she describes her husband, Naphthali, a share-cropper

“ Naphthali was a hard worker. Indeed he worked very hard in his fields. He produced a lot from the soil. Hundreds of bags [of produce], half of which he gave to Theuns [the farmer] who in turn sold them and got a lot of money from the labour to which he had contributed nothing. ”



SOURCE 6 A map showing land reserved for black ownership or rent by the Natives Land Acts of 1913 and 1936

Sol Plaatje, a black writer, bicycled all over the country finding out about the effects of the 1915 Land Act. In his book *Native Life in South Africa*, published in 1916, he described the hardship he had seen. He told the story of Kgobadi, a black share-cropper. Before the Act, Kgobadi made £100 a year after giving half his crop to the farmer. When the Act was brought in he was told he could only stay if he handed over his oxen and if he and his wife worked full time for the farmer for a joint wage of £18 a year. He refused and was given until nightfall to leave. He and his family set off on the road.

ACTIVITY

1. Look at Sources 4 and 6. What do you think happened to Naphthali after the 1915 Natives Land Act was passed? Write another episode in his story, describing the impact of the Act on him and his family.
2. What do you think happened to Kgobadi? Write another episode in his story, describing him ending up in a city, looking for work.
5. Do you think the Act affected Naphthali and Kgobadi in similar ways?

TASK 1

1. What was the condition of black farmers before the 1915 Natives Land Act?
2. How did the Act affect them?
5. How did the Act affect white farmers?
4. What do you think the long-term effects of the Act on black people might have been?

Now complete the first section of the table on page 26.



SOURCE 7 The new township of Meadowlands, outside Johannesburg

SOURCE 8 The City Engineer of Johannesburg describes how the cost of building houses at Orlando was kept low. They had two rooms, one door at the front, no doors between rooms, dirt floors and no ceilings

“Ceilings were omitted on account of the extra expense entailed as well as to give additional air-space in the buildings.”

Housing

The view of most whites was that Africans were rural people, not suited to urban life. Nevertheless, they wanted black people to come and work in their mines and factories, and as domestic servants. More and more Africans moved into the towns and particularly to those areas where poor white people lived. There was a single but powerful difference between poor whites and poor blacks: the whites had the vote. Politicians had to pay attention to their problems. This was why they decided to segregate housing: so that poor whites could be housed at the expense of blacks.

The government set up the Stallard Commission to look into the situation. The result was the Native (Urban Areas) Act of 1925. This allowed local councils to segregate housing in towns into ‘black’ and ‘white’ areas and to build new black townships.

Inside towns, the more desirable areas were allocated for ‘whites only’ housing. The houses available to Africans were often run-down, older properties and their yards. Town councils demolished black housing in areas declared ‘white’. The inhabitants had to move, often many kilometres away, to segregated ‘black locations’. Here, cheap new housing was built to very basic standards (see Sources 7 and 8). Africans living in these new townships faced long, tedious and expensive journeys to work.


The Act was not fully enforced everywhere. In some places, like Sophiatown in Johannesburg and District Six in Cape Town, black people owned houses or had secure leases. Blacks and whites lived side by side.

SOURCE 9 A group of British social workers visited South Africa and wrote about what they saw in the British weekly journal *New Statesman and Nation*, September 1939

“Most Africans living in Johannesburg are segregated into separate townships and locations... For the whole of one township there is only one Medical Officer and one health visitor for the 15,000 residents. Schools are available for only 38 per cent of the African children in Johannesburg.”

SOURCE 10 Naboth Mokgatle, a black activist, describes the demolition of black housing in 1940

“One day I witnessed a sight which broke my heart and which I have never been able to forget. Near Marabastad was an African location, Schonplatts. I saw the City Council’s workmen brought in to demolish Schonplatts, and as they did so to throw the inhabitants and their belongings out. That drove me into politics. It was the end of Schonplatts. In its place was a football ground and playing field for white children. Schonplatts was a slum, but that was not why it was demolished.”



Passes

The Stallard Commission wanted to restrict the numbers of blacks entering towns and to make their stay temporary. This was done by extending the pass system, which had existed since the eighteenth century in some places. Every black male had to carry a passbook giving his address, employer, wages and other personal details. He could be stopped at any time by the police and required to show it.

1. Why do you think the pass system was so hated by black South Africans?

SOURCE 12 An extract from a report by the Stallard Commission, 1923

“ (Africans) should only be permitted within urban areas in so far and for so long as their presence is demanded by the wants of the white population.”

TASK 2

1. What did the law do to create separate housing areas for blacks and whites?
2. In what ways were blacks and whites treated separately?
5. In what ways were they treated unequally?
4. Were South Africans already segregated in housing by 1948?

Use your answers to these questions to complete the second column of the table on page 26.

SOURCE 11 District Six, an old area of black-owned housing near the centre of Cape Town which was not cleared until the 1970s

Jobs

There had always been separate jobs for whites and blacks in South Africa. In the mines, for example, whites had supervisors' jobs, while black workers could only be labourers at a much lower rate of pay. Segregation was extended in the decades before 1948.

In the 1920s poor white farmers, called *bywoners*, found themselves unable to make a living. There were droughts and epidemics of disease. More and more of them gave up farming and drifted to the towns. Here, they could only afford the cheapest housing in areas where blacks also lived.



SOURCE 15 Poor whites in Johannesburg in the 1930s

SOURCE 14 A *bywoner* describes his arrival in Johannesburg

“ Man, I felt like a rabbit thrown into a cageful of dogs. Wherever you look there are people. It was a frightening discovery to walk in the streets. I was so far from the open plains of the Orange Free State and to be in Jo'burg was a terrible thing. ”

TASK 1

1. Poor whites and blacks from rural South Africa arrived in the cities in increasing numbers in the 1920s and 1950s. Use Sources 15–19 to make a list of the ways in which their problems and experiences were the same.
2. Compare Sources 11 (see page 29) and 13. Why would the white government be shocked by this comparison?

As with housing, the Government passed laws to ensure job segregation too.

- Industrial Conciliation Act, 1924. This allowed white workers to join trade unions, but barred black workers from doing so.
- Mines and Works Act, 1926. This restricted a whole range of jobs to whites only. It was called a ‘civilised labour policy’. Most famously, jobs on the railways were restricted. Every railway worker, from management to drivers, clerks, wheel-tappers, fitters and labourers, was white. By 1942 it was estimated that one in eleven working white males worked for the South African Railways.

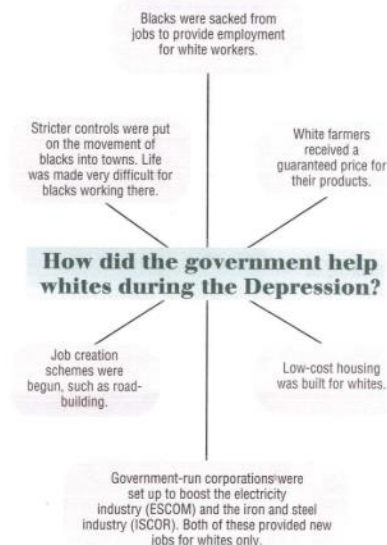
SOURCE 15 An extract from a government report of 1914
“ The European minority, occupying the position of the dominant race, cannot allow a considerable number of its members to sink into poverty and so to fall below the level of non-European workers. ”



SOURCE 16 White railway workers in the 1920s

The Depression

There was a worldwide ECONOMIC DEPRESSION in the 1930s. Following the Wall Street Crash in the USA in 1929, banks and factories all over the world closed down. The 1930s Depression hit both black and white South Africans hard. The government was shocked to learn that one in five whites was in dire poverty. The situation for blacks was certainly worse, but again the fact that only whites had votes ensured that the whites were helped.



SOURCE 17 How the government helped whites during the Depression

SOURCE 18 Naboth Mokgatle describes the effects of the Depression
“ Nineteen thirty was a year of depression. Many Africans were out of work and could not find any. Some of them were thrown out of their jobs to make room for European workers. Notices appeared in the windows of many places stating that the work done there was only by white labour. ”



SOURCE 19 A black trader trying to make a living in Johannesburg, 1940

TASK 2

1. What did the law do to separate whites and blacks at work?
2. In what ways were they treated separately?
5. In what ways were they treated unequally?
4. Were South Africans already segregated in employment by 1948?

Use your answers to these questions to complete the final column of the table on page 26.

ACTIVITY

Working in pairs, look back to the Universal Declaration of Human Rights on pages 4–5. The Declaration was actually produced *after* the events described in this chapter, but which of the rights do you think were likely to have been broken in South Africa before 1948?

How did the National Party appeal to white voters?

WE NOW COME to the third possible explanation for the Nationalists' victory in 1948 – their appeal to white voters.

The rise of the Afrikaners

Although the Afrikaners formed the majority of whites in South Africa, they had always been individualists, keeping themselves to themselves. They had no real sense of unity as a people. After 1902, their defeat in the South African War, the deaths of so many of their relatives and the attempt to suppress their language led to the forging of an Afrikaner identity.

TASK

1. Why was there no real Afrikaner identity before the twentieth century?
2. What difficulties would there be in uniting all Afrikaners?
5. Explain how each of the five factors in Source 2 helped to build and support Afrikaner unity.

1. In Source 3, who are the 'strangers [who] now want to trample us underfoot'?

The emphasis on a chosen people and racial superiority had much in common with the Nazi movement in Germany, which was rising to power at the same time. Several Afrikaners were keen supporters of the Nazis. They included Dr Verwoerd and John Vorster, who both later became Prime Ministers of South Africa.

The year 1958 seemed a great opportunity for Afrikaners, keen to make the most of their history, to celebrate the centenary of the Battle of Blood River, and their vow (see page 15). The Voortrekker Monument was built, showing the taking of the vow. Two wagons carrying men, women and children dressed in Boer costume set off from Cape Town for the Monument. In every town they passed through, people flocked to see these 'trekkers'.

SOURCE 1 Crowds in nineteenth century Boer costume greet one of the two wagons of 'trekkers' on its way to the Voortrekker Monument as part of the celebrations for the centenary of the Battle of Blood River, 1938



HOW DID THE NATIONAL PARTY APPEAL TO WHITE VOTERS?

SOURCE 3 An extract from *The History of our country in the language of our people*, 1876, explaining the book's aims

“ To make our children familiar from an early age with what their forefathers had to go through and what they suffered in this land where strangers now want to trample us underfoot. ”

Publishing

- A history of the Afrikaners, in Afrikaans.
- A popular magazine, *Die Huisgenoot* (*The Home Companion*). It was intended to reach ordinary Afrikaners, perhaps living on isolated farms, and give them a sense of unity with the rest of the Afrikaner people.
- An Afrikaner newspaper, *De Burger*.

Finance

In 1918 wealthier Afrikaners helped to set up Afrikaner insurance and saving companies, called Santam and Sanlam. The aim was to help Afrikaners start up their own businesses without having to rely on British-controlled banks.

How did Afrikaners develop a sense of unity?



The powder horn, the symbol of the National Party. Horns like these were used by Trekboers to hold gunpowder

Politics

The National Party, formed in 1914, set out to win the support of all Afrikaners, rich and poor, farmers and business people.

The Church

The Dutch Reformed Church (the Church of the Afrikaners):

- gave Biblical support to Afrikaner views on the racial superiority of whites
- set up schools so that Afrikaner children could be taught in Afrikaans.

Secret society

The *Broederbond*, formed in 1918 in Johannesburg and dedicated to uniting and supporting Afrikaners:

- particularly sought out men in positions of influence to become members
- tried to ensure Afrikaners were promoted
- had a secret handshake, so that members could identify each other
- had 500 members by 1930, mainly in Transvaal.

At its ceremonies the British flag was spread over a table and covered by the South African flag.

SOURCE 2 Factors that helped to develop Afrikaner unity

HOW DID THE NATIONAL PARTY APPEAL TO WHITE VOTERS?

How did the National Party appeal to whites?

White grievances

White South Africans were feeling disgruntled in the years just after the Second World War. There were several reasons for this.

- The economy was in difficulties as it readjusted to peacetime conditions. For a while, jobs were scarce. White workers returning from the war found black workers in jobs they had regarded as theirs. They found that black wages had risen from one-fifth of white wages to 'only' a quarter.
- White farmers resented the policy of keeping food prices low, which Smuts had introduced in the war years. They also resented the flood of black workers to the cities, where they could earn good wages; farmers wanted cheap black labour.



SOURCE 4 Farm labourers picking oranges

- They were shocked at black protests and strikes. They hated and feared black resistance and Smuts did not seem to be able to 'keep the black man in his place', as they put it.
- They read about Smuts talking of liberty and democracy while he was abroad. In fact he left his ideals at the airport when he returned to South Africa but, increasingly, whites distrusted him. They were angry at the new United Nations for criticising their racist policies.

Nationalist promises



For Nationalist Afrikaner intellectuals, teachers, clerics and Broederbond members Malan promised a white South Africa under Afrikaner rule, with blacks removed to the reserves.



For white workers he held out the danger of the 'black threat', to jobs, law and order, and housing.



SOURCE 5 Dr Daniel Malan, leader of the National Party, and Prime Minister 1948–56



But for white industrialists he promised a more 'flexible' apartheid, with blacks allowed, under strict controls, to leave the reservations temporarily to work in the cities.




For white farmers, a supply of cheap black labour was promised.

SOURCE 6 Smuts made clear his policy on racial segregation in South Africa in 1945

"It is a fixed policy to maintain white supremacy in South Africa, maintaining our white civilisation and keeping our white race pure."

Smuts seemed to be unable to hold the whites together under his leadership. Dr Malan managed to unite enough of them to win. The Sauer Report outlined apartheid, but in vague terms, so that many whites from different backgrounds and with different beliefs could find in it something for them.



SOURCE 7 Malan in a cartoon from an Afrikaner newspaper in 1945. *Swart gevaar* means 'black threat' in Afrikaans

SUMMARY TASK

'The most important factor in the National Party's election victory in 1948 was that they united all Afrikaner voters.' Do you agree with this statement? Explain your answer.

Use your answers to the Tasks on pages 36 and 40 to start you off. Did the Nationalists win because:

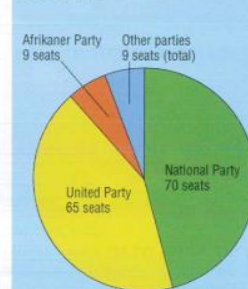
- organised black resistance was becoming too effective?

- the Second World War had changed the country in ways many whites did not like?
- they united all Afrikaners?
- they united all whites?

Use your answers to these little questions to help you answer the BIG question. Start with a simple yes or no to each, then give your reasons. End by describing the ways the statement at the top is right and the ways it is not right, or not the whole answer.

HOW DID THE NATIONAL PARTY APPEAL TO WHITE VOTERS?

The result



SOURCE 8 The National Party won only 39 per cent of the votes in 1948, but it was enough to become the largest party in Parliament. Two-thirds of the Afrikaners voted for them, but the National Party would not have won without the support of 20 per cent of English-speaking South Africans too