

Welcome to Year 7

Please scan the QR code to register



Reminder of key staff for Year 7

The Year 7 Team

- Mr Andrew Bilton: Pastoral Leader - Year 7
- Mrs Sudbery (SLT link for Year 7)
- Form tutors (6 forms)

- Mr Shaw (Assistant Head for behaviour/pastoral)
- Mrs Douglas: KS3 Learning Mentor
- Ms Price: KS3 Learning Mentor
- Sixth Form Mentors

- 186 students

7A – Mr Wilshaw/ Mr Alban

7C – Mr Kemp-Robertson / Ms Ndlovu

7D – Mr Roger / Ms Abbott

7G – Ms Coughlan/ Mr Benson

7J – Ms Bowen / Ms Toorab

7P – Ms Mvelase / Ms Haynes



Communicating with staff

SEND

Request for:

- SEND assessment/support
- for time out
/movement/toilet cards

Email sent to 1 person (not multiple)

Head of Year 7:

- any request for support pastorally (eg bereavement, mental health, medical, counselling)
- any request for planned absence from school
- any form of bullying
- any serious incident – in or out of school

Form tutor

- general day to day information/queries
- lost property / missing timetables / equipment
- friendship/lesson issues



5-7 years journey

- Academic / Intellectual
- Character
- Exploration of a wide range of enrichment and sporting activities

Their role in that journey

This week your child has had to manage:

- Navigating a new building, full of 1000+ older students
- Fitting into a year group of 186 other Year 7 students
- New teachers (each with their routines & subject requirements)
- Learning a complicated timetable (2 weeks), involving multiple classrooms
- Photographs, fingerprints, fire drills, uniform checks
- Learning the three KLS character values (stickability; empathy; and self-regulation)



Recognition Points

5 categories:

- Aspiration
- Empathy
- Reflection
- Self-regulation
- Stickability

30 pts – Bronze Certificate
60 pts – Silver Certificate
90 pts – Gold Certificate
120 pts – Platinum Certificate

Celebratory breakfasts
Head teacher commendations
Awards - Colours

Red cards can be given for:

1. Disruption to a lesson
2. Staff defiance
3. Mobile phones
4. School ready (uniform; equipment)
5. Tardiness
6. Others (eg chewing gum; playfighting)



How can I support my child?

1. Helping them to own their own organisation

- Packing bags the night before (timetable – school ready equipment)
- Uniform ready

2. Insist they read (and a range of material) outside of school

- Know their reading age
- Read together
- Read aloud to them
- As read – comprehension – vocabulary (synonyms & antonyms)
- Bedrock programme – minimum 20 points per week



How can I support my child?

3. Drive their cultural education

- Newspapers - talk about current affairs
- Picture news – discuss
- Countries - capital cities – political parties & politicians
- Trips, films, documentaries

4. Help them develop in key areas

- Writing - sentences that make sense & are accurately punctuated (dictation)
- Mental maths

5. Let us know early on where there are problems

- Bullying
- Mental health
- Toilets; queues; corridors



School Communication

- Twitter: @KL_School_UK
- Newsletter
- Class Charts Parent App
- Emails
- Reporting Cycle





ClassCharts



Kings Langley School
Unlocking Potential for Life

Parents/Guardians of Demo Pupil

Group Demo Group

Keep up to date with Demo Pupil's behaviour

LOG IN GUIDE

1. Open www.classcharts.com/parent/login
2. Enter your email address
3. Choose 'I don't have an account yet'
4. Enter your parent access code and name
5. Choose a password
6. Click Log-in!

PARENT ACCESS CODE

ZYSZHB2E44

- The ClassCharts App is free to download from the App Store or Google Play Store.
- It allows you to see recognition points and sanctions issued in live time.
- You have been sent an activation invitation (image left) via email.
- Check your 'spam' folder if you are unable to locate it.
- Follow the 6 easy steps outlined on the invitation.





Kings Langley
SECONDARY SCHOOL

WELCOME



Home Learning at Kings Langley School

Introduction to Online Homework &
Online Safety for parents/carers



Free Microsoft 365 account

Your username and password will always be given to you by your computer science teacher. They will give you a temporary password which will ask you to change it when you first log in.

Username: [year of entry-surname-first initial@kls.herts.sch.uk]
e.g 24bloggsj@kls.herts.sch.uk

Password: Do not share this with anyone except parents/carers.

Use a minimum of 8 letters and use one special character.



Online Homework



Maths watch – This is the digital platform we are using across the school for Maths homework.



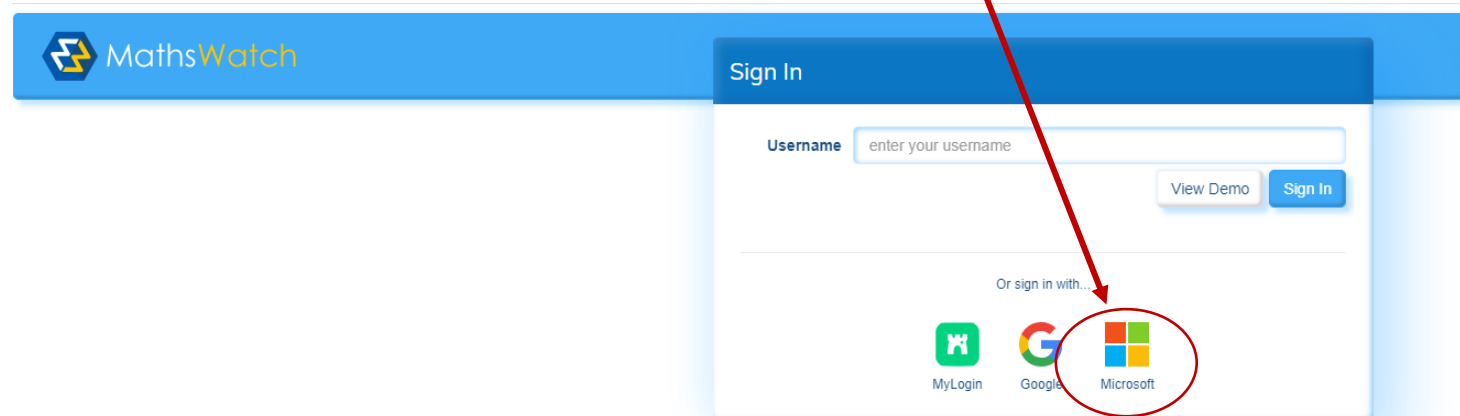
Seneca - Is used by a variety of subjects across the school.



Bedrock – Is the homework platform for English.

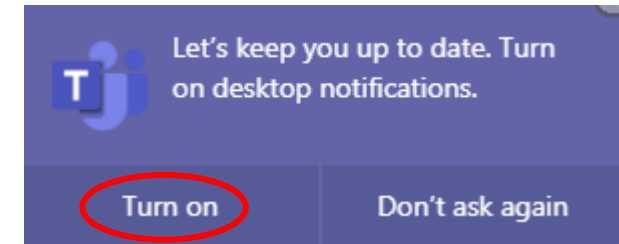
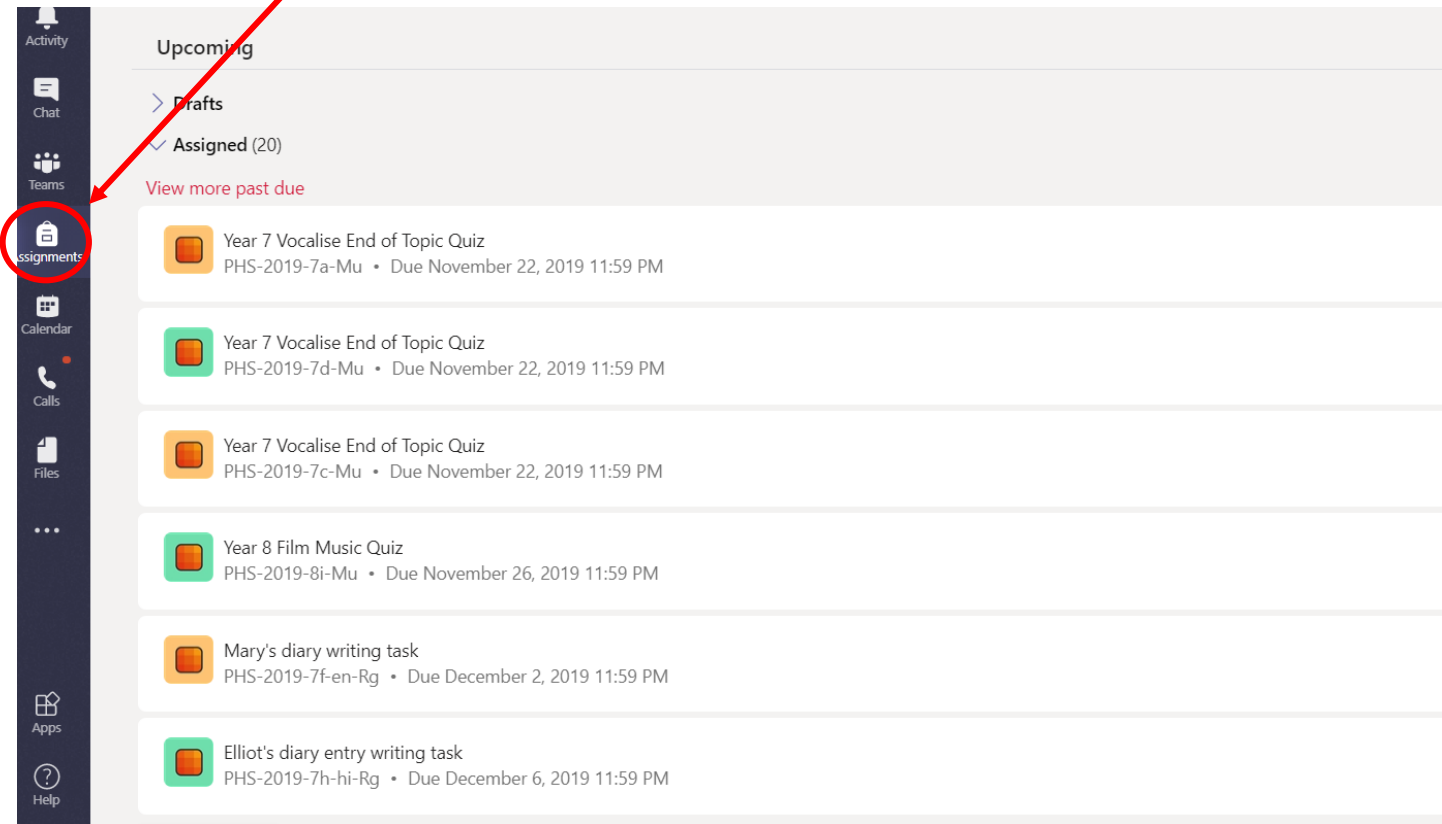
All these platforms will be set as homework in MS Teams.

Click here





All assignments that have been set by your teachers will appear as below on Teams.



Teams will ask you if you would like to turn on the notifications on your computer or device. This is to notify you of any assignments set by your teacher.



Follow the teacher instructions on the assignment. You may be asked to complete work on a document attached (as below) or to upload a new document with the work completed.

When you have completed the work. Click on the purple 'Turn in' button to submit it to your teacher for marking and feedback.

The screenshot shows the Microsoft Teams interface. The top navigation bar includes 'Search or type a command' and a 'Private' indicator. The main content area is titled '1B PE > General' and has tabs for 'Conversations', 'Files', 'Class Notebook', and 'Assignments'. The 'Assignments' tab is active, showing an assignment titled 'Activity Log #2'. Below the title, there are sections for 'Instructions' (None), 'Reference materials' (Activity Log Instructions.docx), and 'My work' (Activity Log - MiTeams.docx). A red circle highlights the 'Activity Log - MiTeams.docx' file in the 'My work' section. Another red circle highlights the 'Turn in' button in the top right corner of the assignment card. Red arrows point from the text annotations to these elements.

When log is complete be sure to turn it in

Open attached Word file. It will open in Word. Fill it out. There is no need to save to your computer. When complete, return to Teams and click the "Turn in" button.



NSPCC

 UK Safer Internet Centre

Online Safety

<https://saferinternet.org.uk>

Setting up parental controls on:

Home broadband and WiFi	
Games consoles	
Mobiles, tablets and computers	
Apps and online services	
Search engines	
WiFi and being away from home	



<https://www.nspcc.org.uk/keeping-children-safe/online-safety/parental-controls/>



Kings Langley School
Unlocking Potential for Life



Kings Langley School

Love Lane, Kings Langley,
Hertfordshire, WD4 9HN

Headteacher: Mr David Fisher BSc (Hons) MEd

T 01923 264504



September

KLS Online Safety & Acceptable Use Agreement 2024-25

Dear Parents

Welcome to
in school for
agreement.

Please read
acceptable
MS form.

Click Here to



forms we use
acceptable user

understand our
policy on the



Kings Langley School
Unlocking Potential for Life

<https://forms.office.com/e/HRTnRTXX9e>

Reporting and Exam Dates

Year 7 reading/spelling tests and CATs 17th-28th September 2024

CATs: Cognitive Abilities Tests

Parent Evening (in person) Thursday 5th December 2024

Parent Report 1 Friday 14th February 2025

Year 7 examination fortnight 12th May – 23rd May 2025

Parent Report 2 Friday 20th June 2025



Parent Evening on Thursday 5th December 2024

- An opportunity to speak to your child's subject teachers about their learning across the curriculum
- Takes place **in school**, enabling you to meet teachers in person (not online)
- Appointments available between 4.00pm and 7.00pm



Parent Report 1 in February – Attitudes to Learning

Attitudes to Learning:

- **Self-Regulation** – Conduct and manners
- **Stickability** – Active participation
- **Reflection** – Acting on and responding to advice and criticism
- **Aspiration** – Independence and potential for life
- **Empathy** – As a member of the KLS community

Grades in each area:

- 1 Your child is **flourishing** by showing a fantastic attitude
- 2 Your child is **demonstrating** a great attitude
- 3 Your child is being **nurtured** to help them show a good attitude
- 4 Your child may be **avoiding** adopting a positive attitude



Parent Report 2 in June – Full Report

Examination Indicator

Based on the exams that your child will take in May

Progress Path

Allowing attainment and progress to be tracked, and support to be targeted

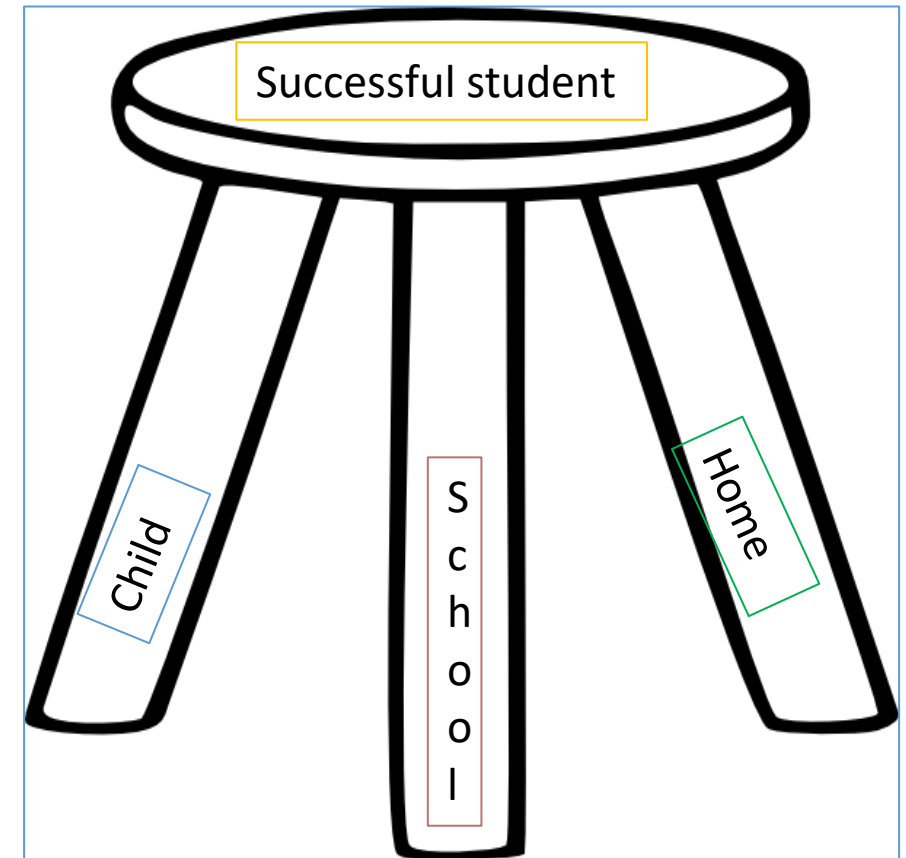
Attitudes to Learning

Providing a comparison with the Attitude to Learning grades in February



Friends of Kings Langley School

- Sense of belonging
- Beyond resourcing the new building
- Projects, curricular and extra-curricular resources, (£5,600 meeting 30 requests last academic year)
- School Lottery
- Covenant Fund
- Textile bank – at school gate
- Amazon button on school website
- FoKLS Events – Quiz on **Friday 11 October** - Stalls in KL, Raffles, Christmas Market, Second hand uniform sales
- Meetings – Mondays once per half-term, 5:30pm.



KINGS LANGLEY SCHOOL

Unlocking potential for life

Form tutors

- ✓ Meet with the tutor (s)
- ✓ See your child's form room
- ✓ Specific information pertinent to the form
- ✓ Provide any additional information
- ✓ Book 1:1 meetings

8:00 pm finish

7A – Mr Wilshaw/ Mr Alban
7C – Mr Kemp-Robertson / Ms Ndlovu
7D – Mr Roger / Ms Abbott

7G – Ms Coughlan/ Mr Benson
7J – Ms Bowen / Ms Toorab
7P – Ms Mvelase / Ms Haynes

Uniform purchase – canteen



KINGS LANGLEY SCHOOL
Unlocking potential for life

While you're waiting, please sign up to Tooled Up if you haven't already

Please register your account:

SCHOOL PIN

KLS2203



Kings Langley School
Unlocking Potential for Life



EQUIPPING PARENTS AND EMPOWERING CHILDREN FOR THEIR LIFE JOURNEY AHEAD